



# *Is Trauma Experience Associated with Poor Retention in HIV Care and Viral Suppression?*

Presenter: Bonnie Leigh Cruser MD

Bonnie Cruser, Emma Nedell, Katherine M. Anderson, Caroline W. Kokubun, Jessica M. Sales, Ameeta S. Kalokhe

**Adherence 2022 • November 7-9 • Washington, DC**



Disclosures: none

### Full author affiliations:

Bonnie Cruser<sup>1</sup>, Emma Nedell<sup>2</sup>, Katherine M. Anderson<sup>3</sup>, Caroline W. Kokubun<sup>3</sup>, Jessica M. Sales<sup>3</sup>, Ameeta S. Kalokhe<sup>2,4</sup>

<sup>1</sup>Emory School of Medicine, Department of Medicine


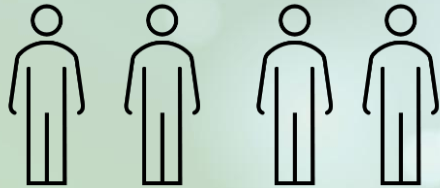
<sup>2</sup>Emory Rollins School of Public Health, Department of Global Health

<sup>3</sup>Emory Rollins School of Public Health, Department of Behavioral, Social, and Health Education Sciences

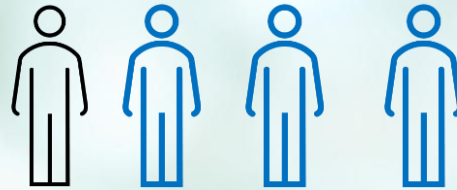
<sup>4</sup>Emory School of Medicine, Division of Infectious Diseases



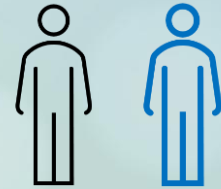
# PLWH have very high rates of trauma



Sexual Abuse



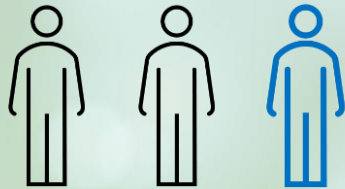
Physical Abuse



IPV




High trauma burden is a risk factor for poor mental health and can lead to worse HIV health outcomes



PTSD

Stress/Anxiety



Depression

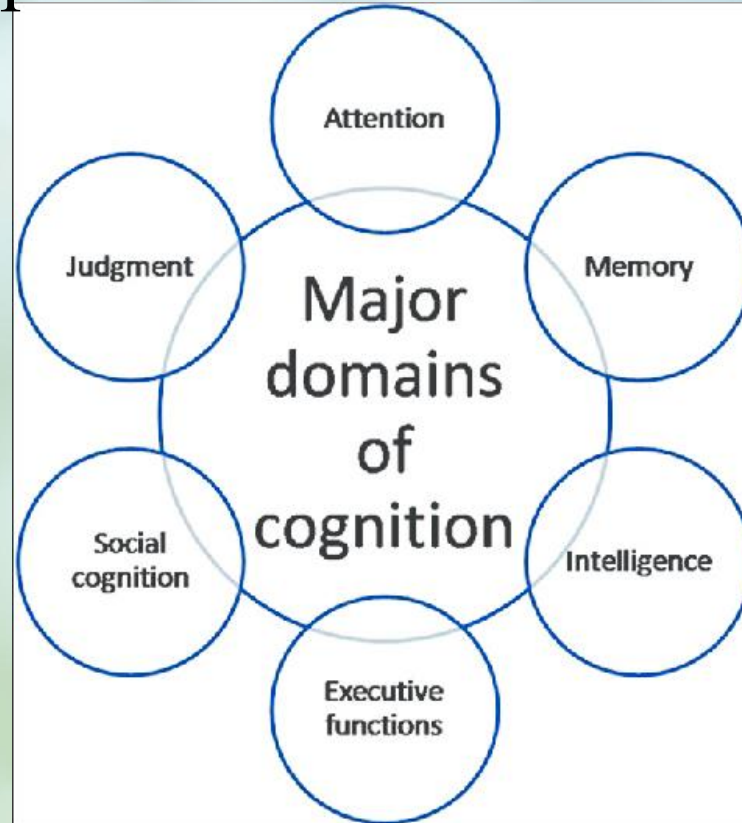


# Social Effects of Trauma






# Neurocognitive function in PLWH is just one example of the effects of trauma





# What kinds of trauma lead to worse health outcomes?

Repeated sexual trauma  worse HIV symptoms

Yiaslas et al., 2012

Childhood sexual trauma  decreased ART adherence

Brown et al., 2020

Exposure to crime-related event  concerns about initiating ART

Soto et al., 2013



# What about other kinds of trauma?

## Crime

- Robbery/mugging
- Home break-ins



## General Disaster

- Accidents
- Natural disasters
- Witnessing injury or death
- Death of loved ones
- Serious illness
- Combat history







Which forms of lifetime trauma are associated with retention in care and viral suppression in PLWH?



# Methods

THQ



150 PLWH age 18+ were recruited from RWCs and AIDS Service Organizations in Atlanta



Retention  
in HIV  
Care over  
24 Months

Viral  
Suppression



# Trauma History Questionnaire

<b>Crime-Related Events</b>		<b>Circle one</b>		<i>If you circled yes, please indicate</i>	
				<b>Number of times</b>	<b>Approximate age(s)</b>
1	Has anyone ever tried to take something directly from you by using force or the threat of force, such as a stick-up or mugging?	No	Yes		
2	Has anyone ever attempted to rob you or actually robbed you (i.e., stolen your personal belongings)?	No	Yes		

<b>General Disaster and Trauma</b>		<b>Circle one</b>		<i>If you circled yes, please indicate</i>	
				<b>Number of times</b>	<b>Approximate age(s)</b>
5	Have you ever had a serious accident at work, in a car, or somewhere else? ( <b>If yes</b> , please specify below) _____	No	Yes		

<b>Physical and Sexual Experiences</b>		<b>Circle one</b>		<i>If you circled yes, please indicate</i>	
				<b>Repeated?</b>	<b>Approximate age(s) and frequency</b>
18	Has anyone ever made you have intercourse or oral or anal sex against your will? ( <b>If yes</b> , please indicate nature of relationship with person [e.g., stranger, friend, relative, parent, sibling] below) _____	No	Yes		



# Results

## Characteristics of participants, n=150

	No. (%)
Age, mean	48
Ethnicity-Latino/a/x	12 (8%)
Race	
• Black	135 (90%)
• White	11 (7%)
• Hispanic	1 (0.6%)
• Mixed	2 (1.3%)
Assigned Sex at Birth	
• Female	42 (28%)
• Male	108 (72%)
Gender Identity	
• Female	44 (29%)
• Male	97 (65%)
• Transgender female	6 (4%)
• Genderqueer	3 (2%)
• Transgender male	0 (0%)
Sexual Identity	
• Straight	62 (41%)
• Gay	67 (45%)
• Bisexual	18 (12%)
• Other	2 (1%)
Education	
• Did not complete high school	29 (19%)
• Completed high school or GED	40 (27%)
• Completed college or technical school	42 (28%)
• Started but did not complete college or technical school	38 (25%)
Employed	
• Unemployed	94 (63%)
• Employed	56 (37%)
Days in Shelter (past 6 months), mean	12
Days on Street (past 6 months), mean	20
Years living with HIV, mean	30

#ADHERENCE2022





Mean total THQ score: 7.08 ( $\sigma= 4.12$ ) /24

Mean Physical/Sexual Experiences score: 1.63 /7

Mean General Disasters/Traumatic Events score: 3.85 /13

Mean Crime-Related Events score: 1.60 /4

# Viral Suppression

#ADHERENCE2022



	Crude			Adjusted*		
	OR	95% CI		OR	95% CI	
Total THQ				0.935	0.857	1.020
Physical/Sexual Experiences Trauma Subscale	<b>0.783</b>	<b>0.634</b>	<b>0.967</b>	<b>0.768</b>	<b>0.617</b>	<b>0.954</b>
General Disasters Trauma Subscale	0.942	0.817	1.085	0.943	0.815	1.093
Crime-Related Trauma Subscale	0.999	0.747	1.337	1.025	0.755	1.391

\*Adjusted for gender, race, and education

# Clinic Visit in Past 6 Months

#ADHERENCE2022



	Crude			Adjusted*		
	OR	95% CI		OR	95% CI	
Total THQ				1.010	0.894	1.142
Physical/Sexual Experiences Trauma Subscale	1.098	0.823	1.466	1.071	0.794	1.445
General Disasters Trauma Subscale	1.044	0.852	1.278	1.025	0.832	1.262
Crime-Related Trauma Subscale	0.954	0.630	1.444	0.940	0.611	1.448

\*Adjusted for gender, race, and education



# Clinic Visit Every 6 Months for 24 Months

#ADHERENCE2022



	Crude			Adjusted*		
	OR	95% CI		OR	95% CI	
Total THQ				1.082	0.993	1.179
Physical/Sexual Experiences Trauma Subscale	1.148	0.952	1.385	1.128	0.925	1.375
General Disasters Trauma Subscale	<b>1.160</b>	<b>1.007</b>	<b>1.337</b>	1.132	0.977	1.312
Crime-Related Trauma Subscale	1.309	0.978	1.752	1.231	0.906	1.673

\*Adjusted for gender, race, and education

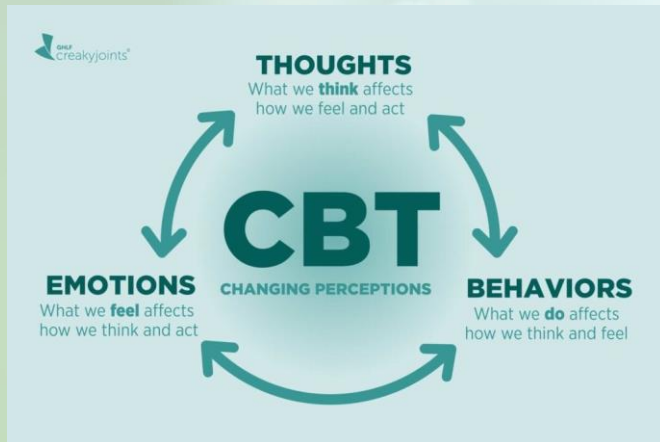


# Conclusions

Physical and sexual trauma, but not crime-related or general trauma, is associated with worse viral suppression in our sample of PLWH



# Screening for physical and sexual trauma is important to prioritize in PLWH



## Improving AIDS Care After Trauma (ImpACT): Pilot Outcomes of a Coping intervention Among HIV-Infected Women with Sexual Trauma in South Africa

Kathleen J Sikkema <sup>1 2 3 4</sup>, Marta I Mulawa <sup>5</sup>, Corne Robertson <sup>6</sup>, Melissa H Watt <sup>5</sup>, Nonceba Ciya <sup>6</sup>, Dan J Stein <sup>6</sup>, Emily M Cherenack <sup>5 7</sup>, Karmel W Choi <sup>5 7</sup>, Matapelo Kombora <sup>6</sup>, John A Joska <sup>6</sup>

<https://creakyjoints.org/mental-health/cognitive-behavioral-therapy-for-arthritis/>



# Acknowledgements

- Dr. Kalokhe
- Dr. Sales
- Emma Nedell
- Kate Anderson
- Caroline  
Kokubun
- Michelle Fletcher
- Eve Rose
- Selaem Hadera
- Celeste Ellison
- Jakarra Jenkins
- Miranda Montoya
- Sara Seo
- Diego Cruz
- Anmol
- Sayli Sonsurkar



# References

- Blashill et al. 2011. "Mental Health: A Focus on Stress, Coping, and Mental Illness as it Relates to Treatment Retention, Adherence, and Other Health Outcomes." *Curr HIV/AIDS Rep* (2011) 8:215-222.
- LeGrand et al. 2015. "A Review of Recent Literature on Trauma Among Individuals Living with HIV." *Curr HIV/AIDS Rep* (2015) 12:397-405.
- Brown et al. 2021. "Childhood Sexual Trauma and Antiretroviral Therapy Adherence: A Mixed-Methods Systematic Review." *AIDS and Behavior* (2021) 25:475-491.
- Spies et al. 2020. "The relationship between potentially traumatic or stressful events, HIV infection and neurocognitive impairment (NCI): a systematic review of observational epidemiological studies." *European Journal of Psychotraumatology* 11:1.
- Yiaslas et al. 2014. "The Relationship Between Sexual Trauma, Peritraumatic Dissociation, Posttraumatic Stress Disorder, and HIV-Related Health in HIV-Positive Men." *Journal of Trauma and Disassociation* 15:4, 420-435.
- Machtinger et al. 2012. "Psychological Trauma and PTSD in HIV-Positive Women: A Meta-Analysis." *AIDS Behav* 16:2091-2100.
- Soto et al. 2013. "Exposure to Crime and Trauma Among HIV-Infected Men Who Have Sex With Men: Associations With HIV Stigma and Treatment Engagement." *Journal of the Association of Nurses in AIDS Care* 24(4): 299-307.



# Questions

bcruser@emory.edu