

**AIDS**



**FAST TRACK CITIES:**  
**Kingston, Jamaica**  
Dr. Geoffrey Barrow

PRE-CONFERENCES  
30 JUNE - 3 JULY

**VIRTUAL**



## OVERVIEW OF KINGSTON, JAMAICA

# Kingston and St. Andrew

## Map of the Kingston and St. Andrew Region



## Kingston and St. Andrew Details

- Amalgamation of local government bodies in 1923 to form the Kingston and St. Andrew Corporation
- Health care reform: late 1990's
- St Andrew: 430 sq. km
- Kingston: 22 sq. km
- Total population:  $\approx$  820,000

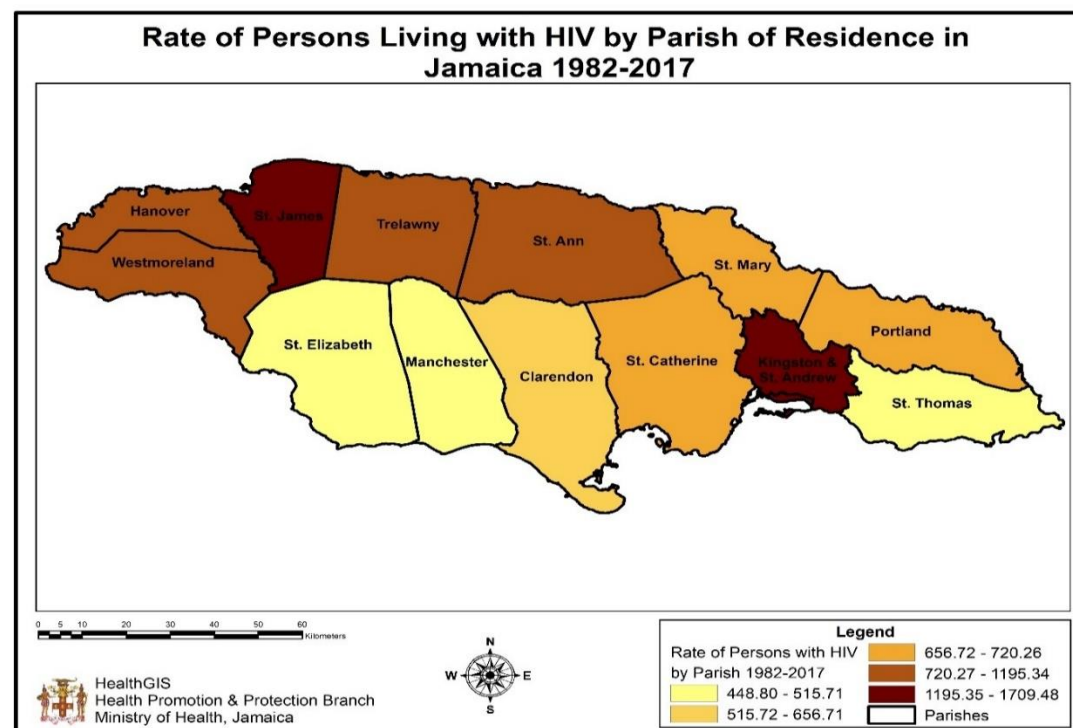
# Jamaican Morbidity and Mortality

## Leading Causes of Death, 2008

| Causes                       | Deaths | Years of Life Lost |
|------------------------------|--------|--------------------|
|                              | (%)    | (%)                |
| All Causes                   | 100    | 100                |
| Cerebrovascular disease      | 18     | 11                 |
| Diabetes mellitus            | 11     | 8                  |
| Ischaemic heart disease      | 10     | 6                  |
| Hypertensive heart disease   | 6      | 4                  |
| Lower respiratory infections | 4      | 4                  |
| HIV/AIDS                     | 4      | 9                  |
| Stomach cancer               | 3      | 2                  |
| Nephritis and nephrosis      | 3      | 3                  |
| Perinatal conditions         | 2      | 8                  |
| Breast cancer                | 2      | 3                  |

Source: WHO

## National HIV Incidence Rates, 2017



# FAST TRACK CITIES INTIATIVE IN KINGSTON – UPDATE

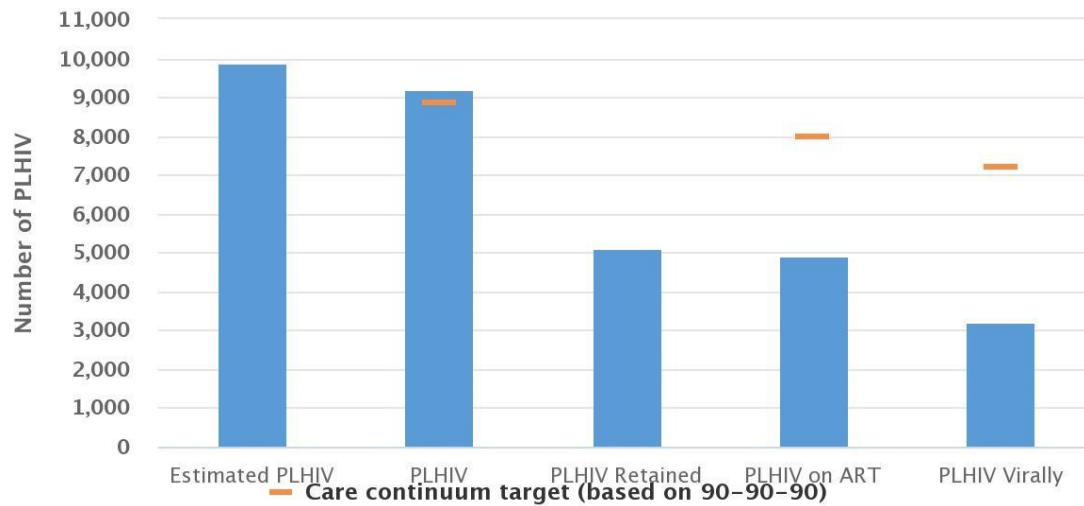


## FAST TRACK CITIES INITIATIVE IN KINGSTON, JAMAICA

- Objective 1: ***Optimize HIV service delivery and uptake by promoting leadership, accountability and impact, strengthening critical partnerships, creating an enabling environment, and developing robust implementation plans***
  - Output 1: City implementation plan developed and operational
  - Output 2: Enabling environment created for the implementation of the HIV response
- Objective 2: ***Utilize data to inform action for Fast-Tracking the HIV response in Kingston***
  - Output 1: Active online web portal depicting the health profile in Kingston
  - Output 2: Conduct a Quality of Care analysis for PLHIV accessing care in Kingston

# Conduct an assessment of the progress, gaps, barriers and priorities for the HIV response in Kingston and St. Andrew.

## HIV Care Continuum, 2019



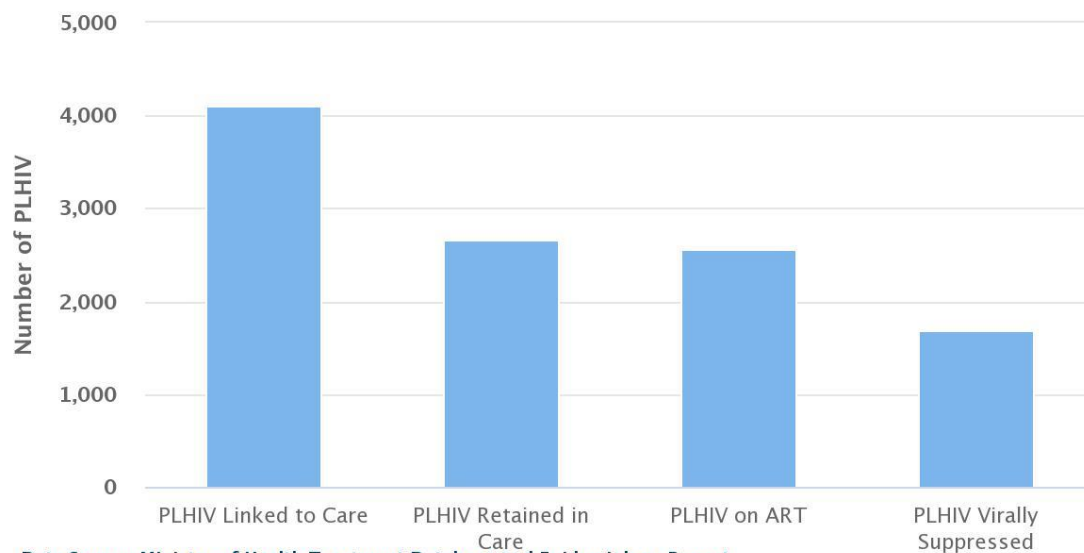
Data Source: Ministry of Health Treatment Database and Epidemiology Report

## HIV Key Populations Reached, 2017-2018

| Indicators  | 2018   |         |
|---|--------|---------|
|   | Number | Percent |
| Percentage of men who have sex with men reached with HIV prevention programs - defined package of services                | 3078   | 91%     |
| Percentage of men who have sex with men that have received an HIV test during the reporting period and know their results | 2516   | 82%     |
| Percentage of sex workers reached with HIV prevention programs - defined package of services                              | 1944   | 48%     |
| Men   | 3      |         |
| Women   | 1941   |         |
| Percentage of sex workers that have received an HIV test during the reporting period and know their results               | 1710   | 46%     |
| Men   | 3      |         |
| Women   | 1707   |         |
| Percentage of transgender people reached with HIV prevention programs - defined package of services                       | 221    | 14%     |
| Percentage of transgender people that have received an HIV test during the reporting period and know their results        | 168    | 12%     |

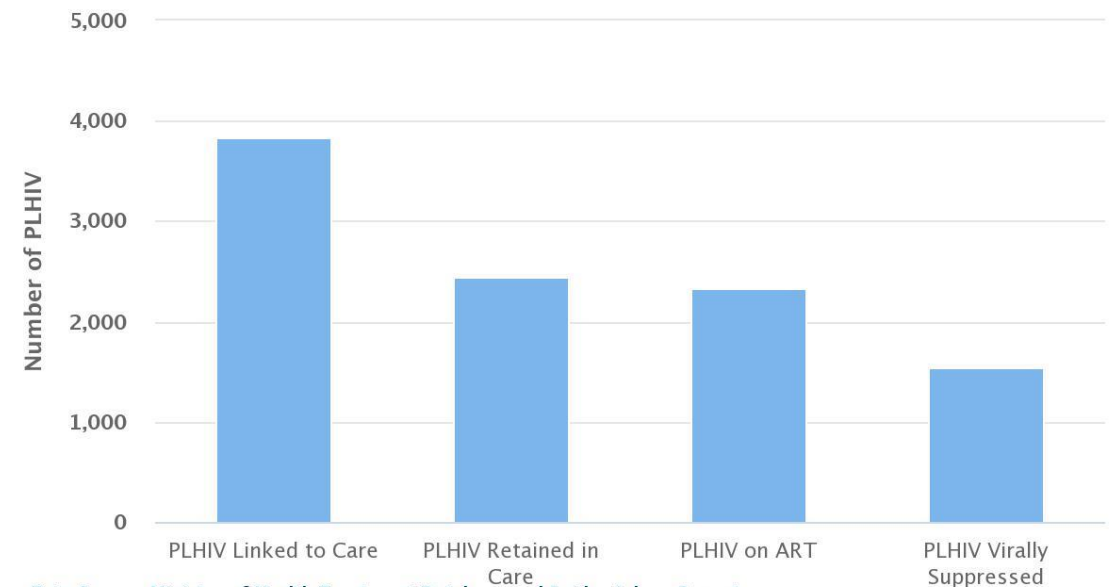
# Kingston and St. Andrew HIV Care Continuum: Sex Disparity?

Kingston and St. Andrew HIV Care Continuum:  
Females, 2019



Data Source: Ministry of Health Treatment Database and Epidemiology Report

Kingston and St. Andrew HIV Care Continuum:  
Males, 2019

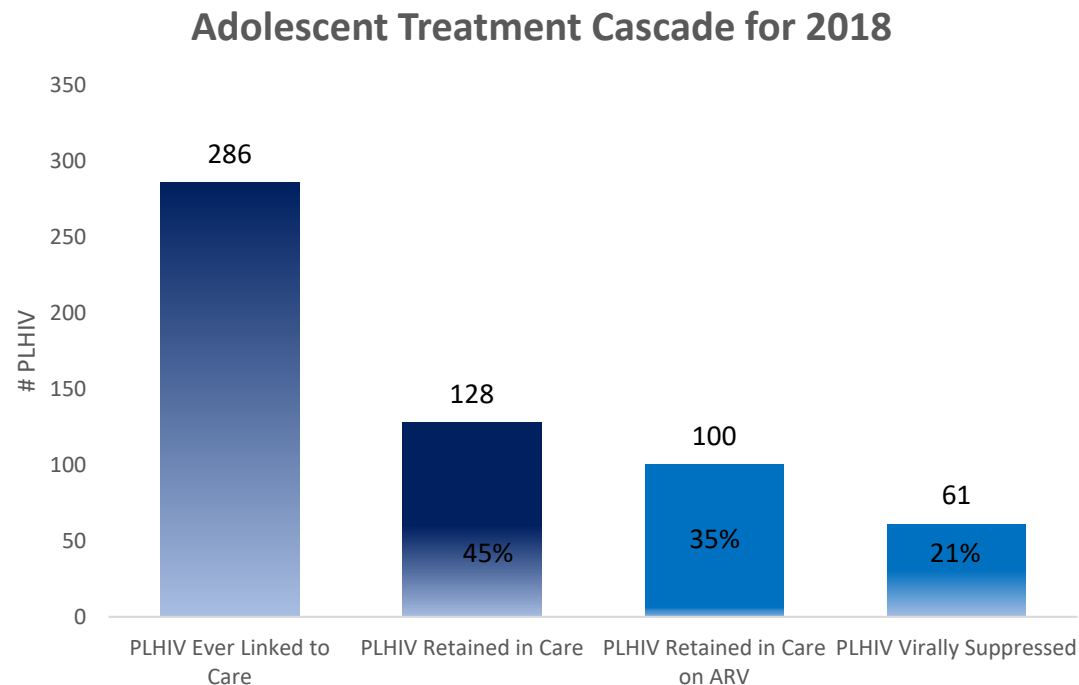


Data Source: Ministry of Health Treatment Database and Epidemiology Report



# Kingston and St. Andrew HIV Care Continuum: Age Disparity!

## Continuum of Care: Ages: 10-19 years



## Adolescent Data for Kingston and St. Andrew

- 45% retained in care
- 35% on ART
- 21% Virally Suppressed

## FAST TRACK CITIES OFFICIAL LAUNCH: November 25, 2020

### Promoting Leadership

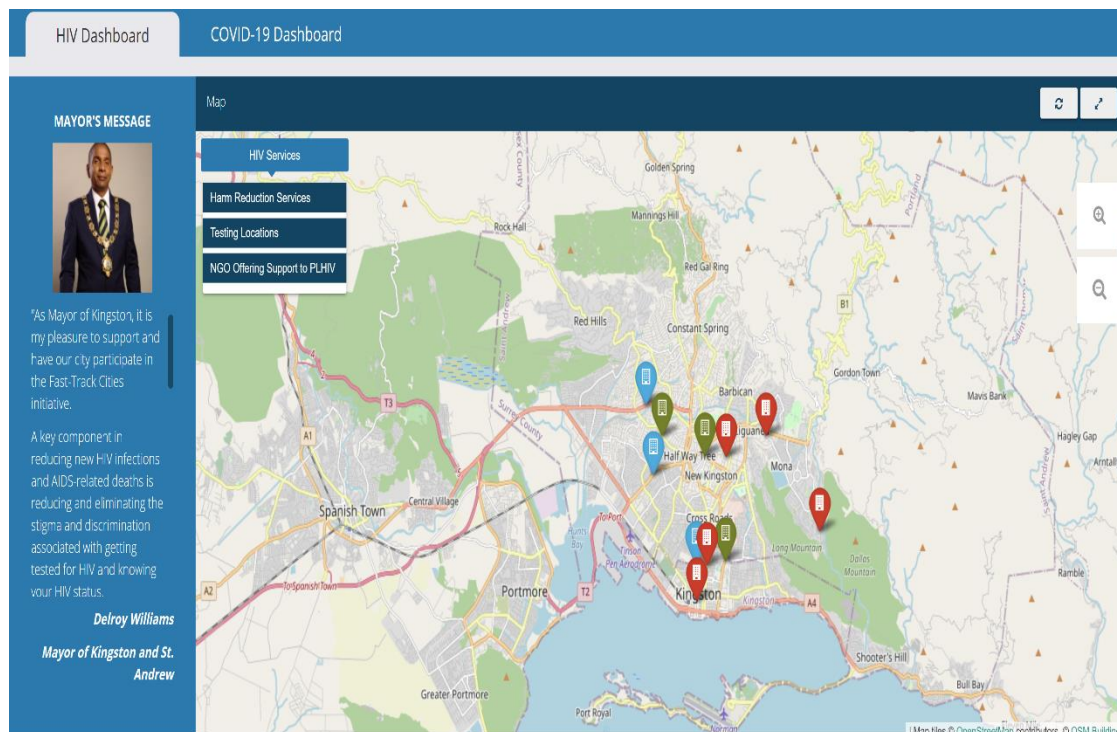


### Strengthening Critical Partnerships

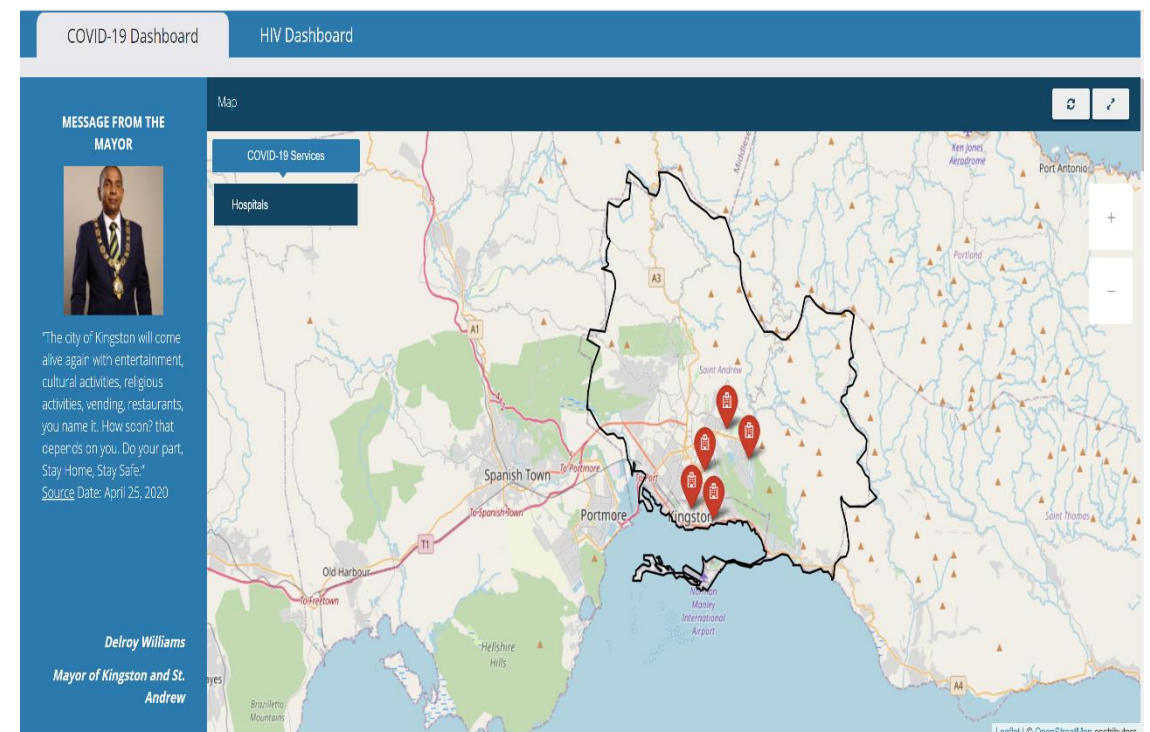


# Strengthen the collection, analysis and use of strategic information on the HIV epidemic and response, including city specific information.

## HIV Dashboard



## COVID-19 Dashboard



## Additional Programmatic Achievements

### Shelter Health Programme

- Opportunity to improve the quality of care for the homelessness in the Kingston and St. Andrew region
- Achievements
  - Partnerships formed with the focal points for homelessness within local government.
  - Buy-in for a shelter health programme from both Governmental and Private Sector facilities.

### International Collaborations

- PrEP Implementation
  - Phase 1 ongoing
- HIV Public-Private Partnership
  - Phase 1 ongoing

# THE COVID-19 EPIDEMIC IN JAMAICA



## Impact of the COVID-19 Epidemic

### Fast Track Cities Initiative

- Delays in site assessments at homeless shelters
- Delays in the commencement of the QoC analysis
- Delay in HIV sensitization training of city councilors

### Ministry of Health and Wellness Response

- COVID-19/HIV Task Force
- Shifting intervention modalities
- Redesigning messaging for “prevention at home”
- Increased focus on GBV
- PPE and social distancing enforced at clinic visits
- Shifting Contact Investigators to COVID