

# People-centered approach in HIV testing, AHF Ukraine

Anna Żakowicz, MA, MIH  
AHF Europe

# LONDON

## FAST-TRACK CITIES 2019

SEPTEMBER 8-11, 2019 | BARBICAN CENTRE

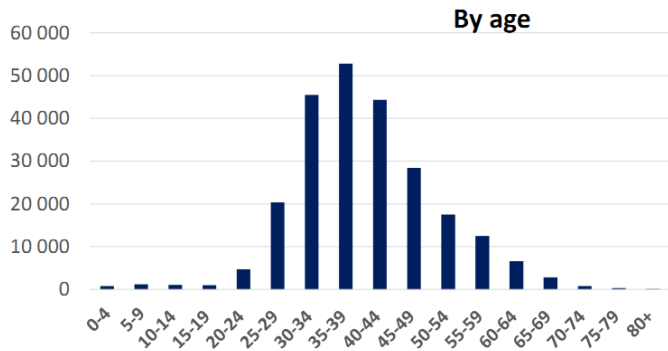
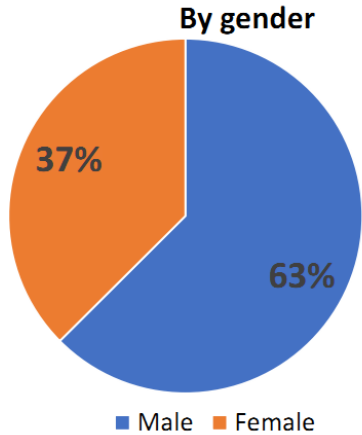
SPONSORED BY:



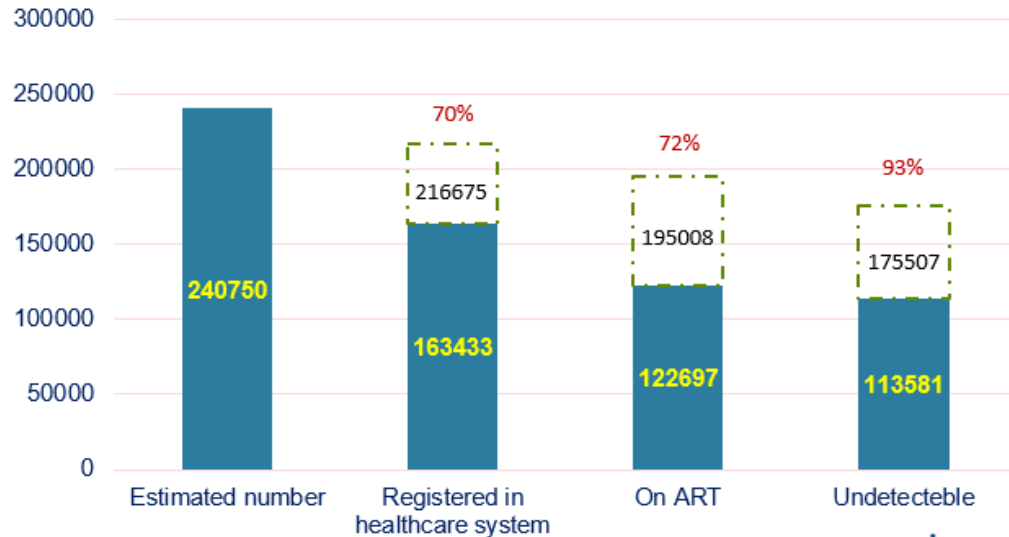
IN PARTNERSHIP WITH:



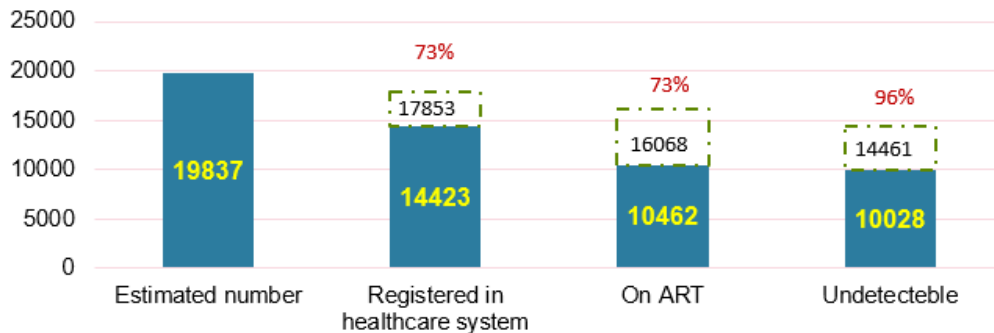
# HIV care cascade Ukraine



240,750 PLHIV

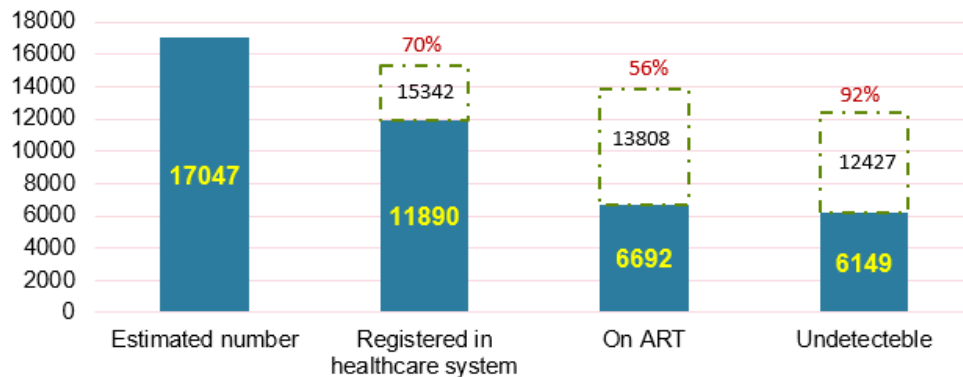


# HIV care cascades: city of Kyiv and Odesa



The city of Kyiv  
by 01.01.2019

The city of Odesa  
by 01.01.2019




Expected numbers according to UNAIDS "90-90-90" target

# AHF Checkpoints in Kyiv and L'viv

- ✓ free rapid testing, prevention and counselling services in safe, attractive and friendly non-clinical environment
- ✓ low-threshold, walk-in, non-exclusive
- ✓ targeted for men who have sex with men (MSM), young people and other populations that need HIV and STI testing and prevention



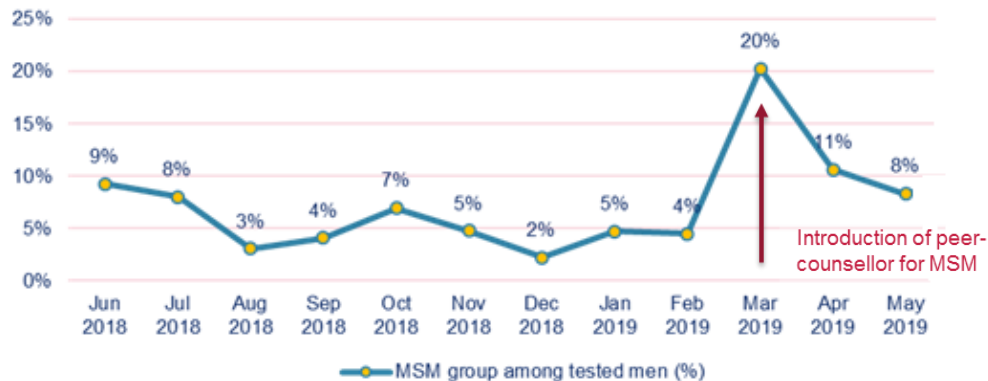

**Checkpoint Kyiv**  
Started operations in June 2015



**Checkpoint L'viv**  
Started operations in November 2018



- ✓ From rapid test and diagnosis, through effective linkage and rapid treatment initiation
- ✓ Stigma free, respectful environment
- ✓ Holistic approach
- ✓ Task shifting
- ✓ Lay testers
- ✓ Started operations December 2017



# HIV testing outcomes

cumulative numbers from start of operations till May 2019

Group of clients	Tested for HIV	HIV-positive (a/b) results	HIV-rate (%)
MSM	2,102	130	6.2
PWID	985	130	13.2
Partners of PLHIV	850	129	15.2
Unprotected heterosexual contacts	12,964	329	2.5
Other	7,925	131	1.7
<b>Total</b>	<b>24,826</b>	<b>849</b>	<b>3.4</b>
<b>Linked to care</b>	<b>78%</b>		

Gender	Tested for HIV			HIV-positive (a/b) results			HIV-rate (%)		
	15-24 y.o.	25-49 y.o.	Over 50 y.o.	15-24 y.o.	25-49 y.o.	Over 50 y.o.	15-24 y.o.	25-49 y.o.	Over 50 y.o.
<b>Female</b>	4,453	8,287	625	56	419	38	1.25	5.05	6.08
<b>Male</b>	4,117	6,826	506	31	277	28	0.75	4.05	5.53
<b>Trans pop.</b>	3	8	1	-	-	-	-	-	-

\*- third generation a/b w hole blood rapid tests

# Testing outcomes for HBV, HCV and Syphilis

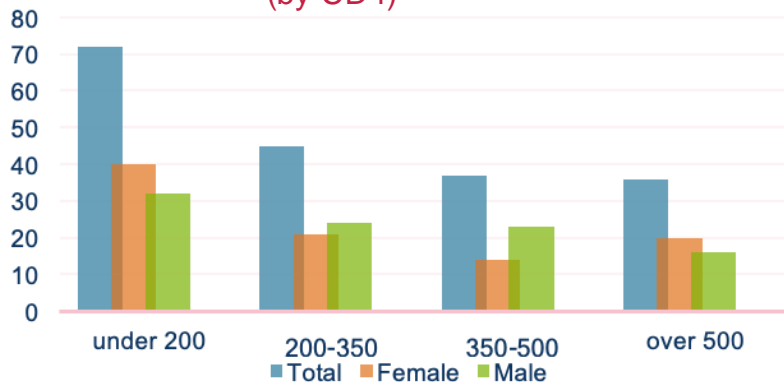
Group of clients	Total tested	Positive results			Yield (%)		
		HBV (HBsAg)	HCV (a/b)	Syphilis (a/b TP)	HBV (HBsAg)	HCV (a/b)	Syphilis (a/b TP)
Unprotected heterosexual contacts	2,353	24	95	39	1%	4%	1,78%
PWID	413	21	294	29	5%	71%	0,73%
MSM	733	22	26	42	3%	3%	7%
<b>Total</b>	<b>4,622</b>	<b>67</b>	<b>415</b>	<b>110</b>	<b>2%</b>	<b>9%</b>	<b>2,4%</b>

cumulative numbers from October 2017 till May 2019

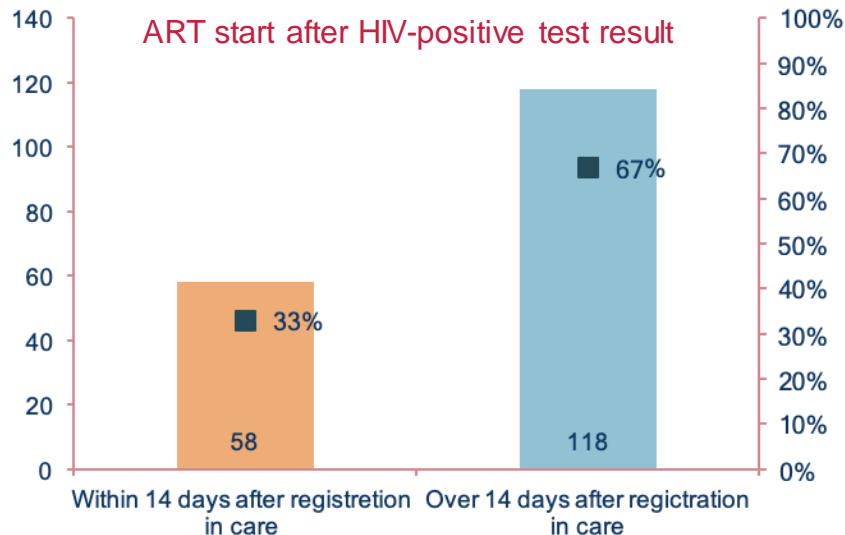
\*- third generation a/b w hole blood multi rapid test-kits for 4 infections

# Enrolment into care and treatment initiation T&T Clinic Odesa

Late presentations among newly diagnosed HIV-positive clients (by CD4)



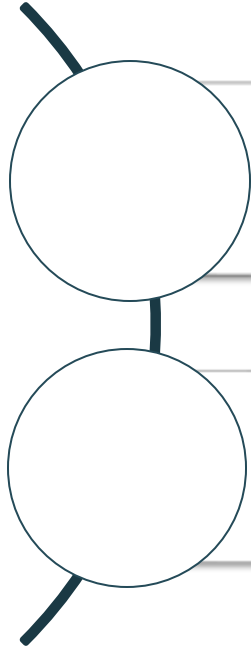
	Total	Female	Male
<b>under 200</b>	72	40	32
<b>200-350</b>	45	21	24
<b>350-500</b>	37	14	23
<b>over 500</b>	36	20	16



Within 14 days after registration in care	58
Over 14 days after registration in care	118



# Conclusions



Interventions with positive effect to attract people to get tested, including key populations:

- creative marketing
- expanding service hours
- task shifting- recruitment of lay testers
- introduction of HIV/HCV/HBV/syphilis combo test

Friendly, attractive and accessible HIV testing services have a potential to increase the knowledge of HIV status, change the perception of HIV testing in Ukraine and make it a routine health practice

# Thank you

[anna.zakowicz@aidshealth.org](mailto:anna.zakowicz@aidshealth.org)