



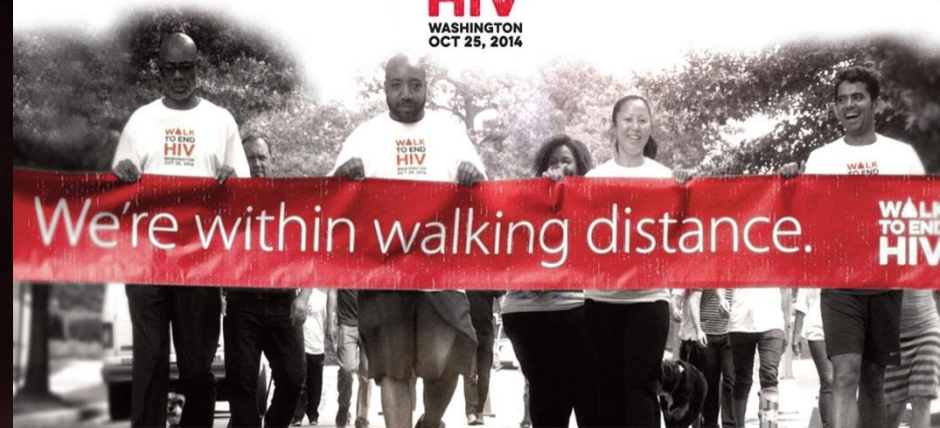
THE END OF AIDS?

PBS
NEWS
HOUR

We may not be dancing
in the streets just yet.
But we are walking in them.

Register or donate today at WalkToEndHIV.org

**WALK
TO END
HIV**
WASHINGTON
OCT 25, 2014



hosting & produced by
Whitman-Walker Health


Whitman-Walker Health • 1701 14th Street, NW • Washington DC 20009

**[TEST
MORE] + [TREAT
EARLY] + [STAY
SAFE] = [END
ING
HIV]**

Everything has changed. We can end HIV.

The treatment target

HIV care cascade – WHO target



ACHIEVING THE 90–90–90 TARGETS,

	FIRST 90	SECOND 90	THIRD 90	VIRAL LOAD SUPPRESSION AMONG ALL PEOPLE LIVING WITH HIV	
Achieved (90% or greater)	Australia Belarus Denmark Ecuador Malaysia Sweden Thailand	Australia Algeria Botswana Comoros Denmark France Haiti Ireland Malawi Malta Mongolia	Niger Portugal Rwanda Spain Sweden Switzerland Uganda United Kingdom Zambia Zimbabwe	Botswana Luxembourg Malaysia Myanmar Netherlands Philippines Poland Romania Singapore Serbia Sweden Switzerland United Kingdom	Achieved (73% or greater) Botswana Cambodia Denmark Iceland Singapore Sweden United Kingdom
Nearly achieved (85–89%)	Austria Botswana Cuba Fiji Germany Hungary Ireland Italy Lithuania Luxembourg Netherlands Nicaragua Rwanda Romania South Africa United Kingdom	Austria Ethiopia Gambia Italy Luxembourg Mozambique Nigeria Netherlands United Republic of Tanzania	Afghanistan Bulgaria Burundi Canada Ethiopia Georgia Italy Malawi Malta Mongolia Nepal Portugal Spain Swaziland Uruguay Zambia	Nearly achieved (65–72%) Australia Belgium France Germany Italy Kuwait ³ Luxembourg Netherlands Swaziland Spain Switzerland	

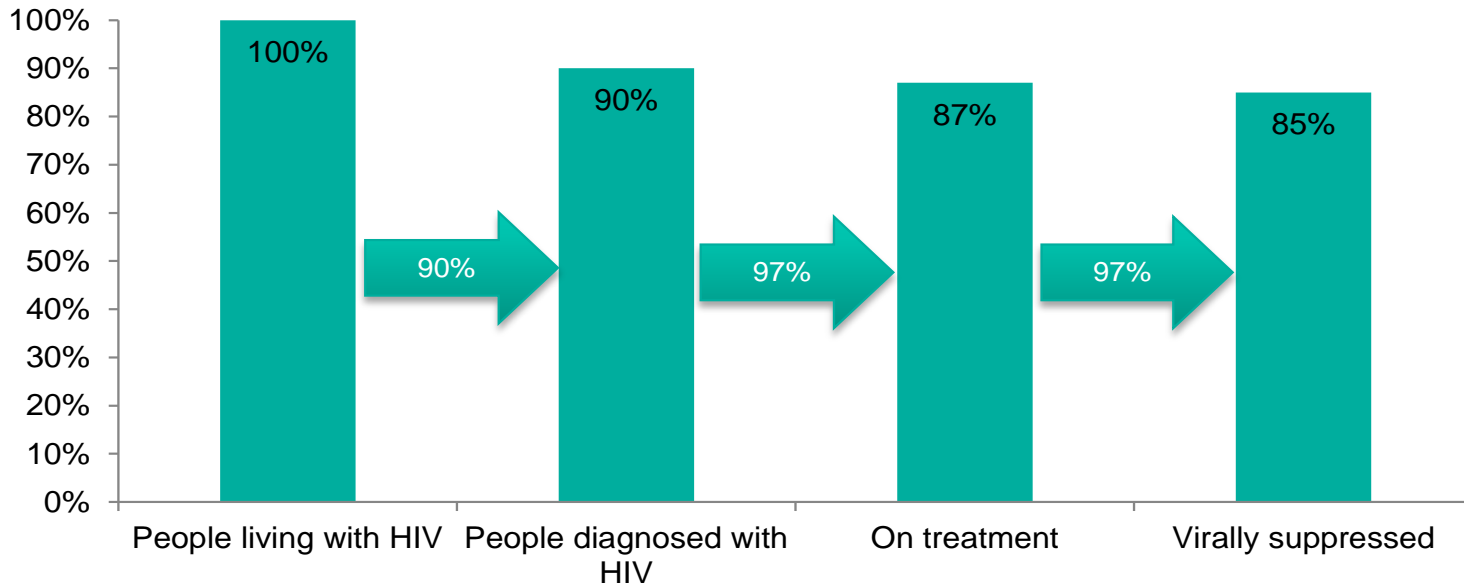
FIGURE 3.2. COUNTRIES THAT HAVE ACHIEVED THE 90–90–90 TARGETS OR ARE NEAR TO ACHIEVING THEM, MOST RECENT COUNTRY DATA^{1,2}

Source: UNAIDS special analysis, 2017; see annex on methods for more details.

¹ Data are for 2016, except as follows: 2015: Bulgaria, Germany, Hungary, Netherlands, Sweden, Switzerland, United Kingdom. 2014: Belgium, Canada, Serbia, Spain. 2013: Austria, France. 2012: Italy. ² Estimates of people living with HIV are supplied by the country and not validated by UNAIDS: Austria, Belgium, Bulgaria, Canada, Denmark, France, Germany, Hungary, Iceland, Italy, Luxembourg, Malta, Netherlands, Portugal, Singapore, Spain, Switzerland, and the United Kingdom

³ Estimates for citizens of the country only.

Figure 18: The London HIV treatment cascade among adults living with HIV, 2016



AMSTERDAM

CITY CASE STUDY

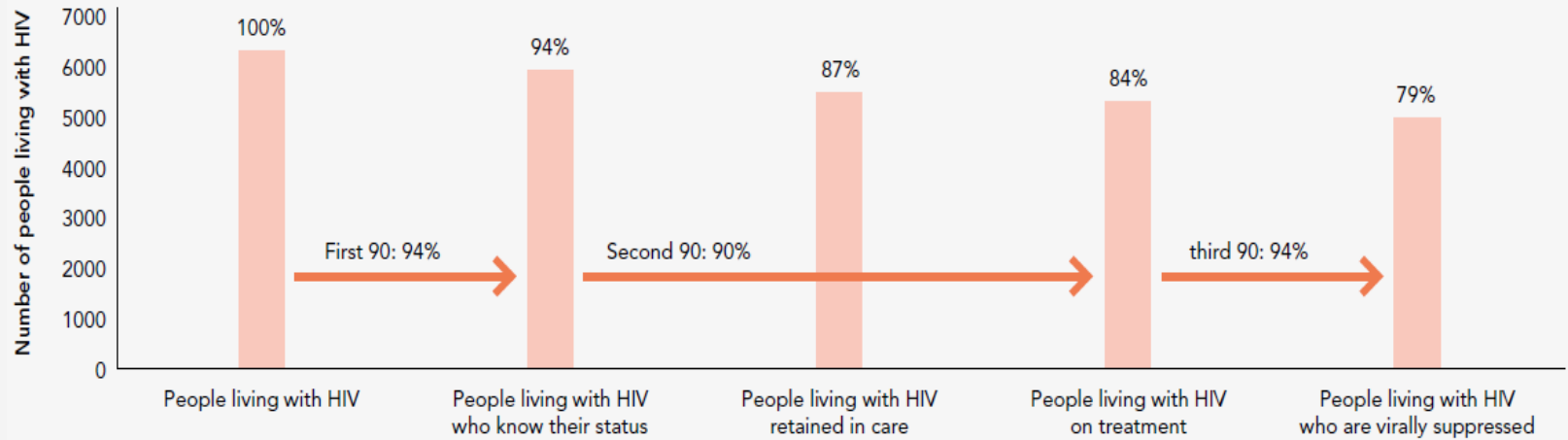
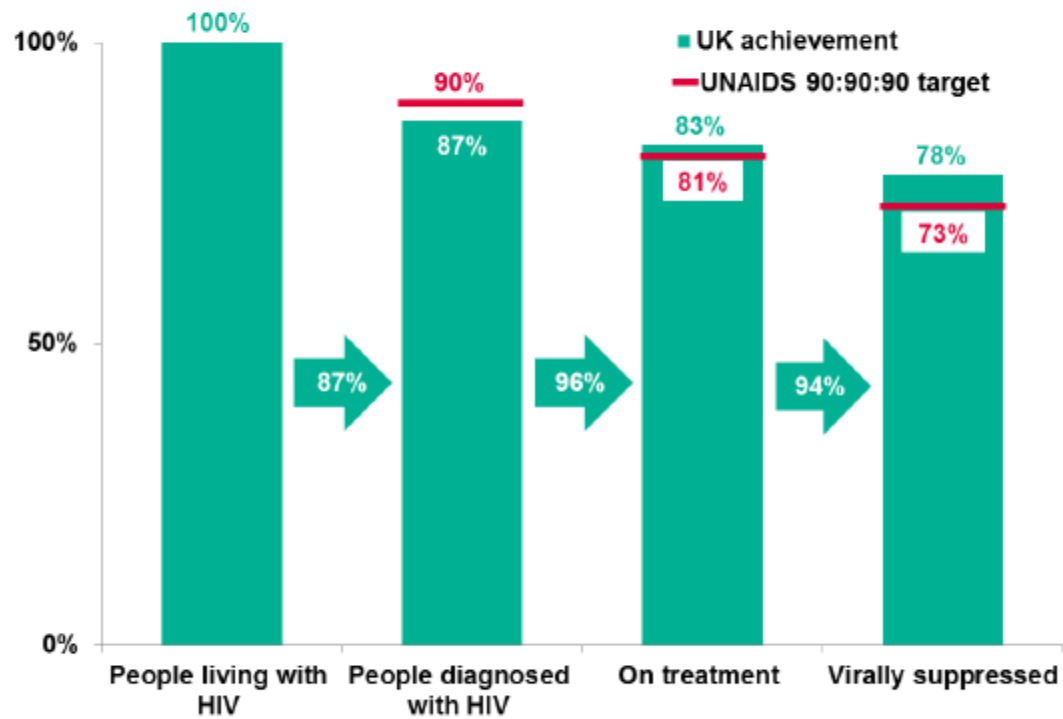


FIGURE 3.11. HIV TESTING AND TREATMENT CASCADE, AMSTERDAM, 2015

Source: Stichting HIV Monitoring, 2017.

HIV in the UK 2016 report



UK HIV continuum of care: progress against UNAIDS target

BOTSWANA HAS ACHIEVED THE 90–90–90 TARGETS

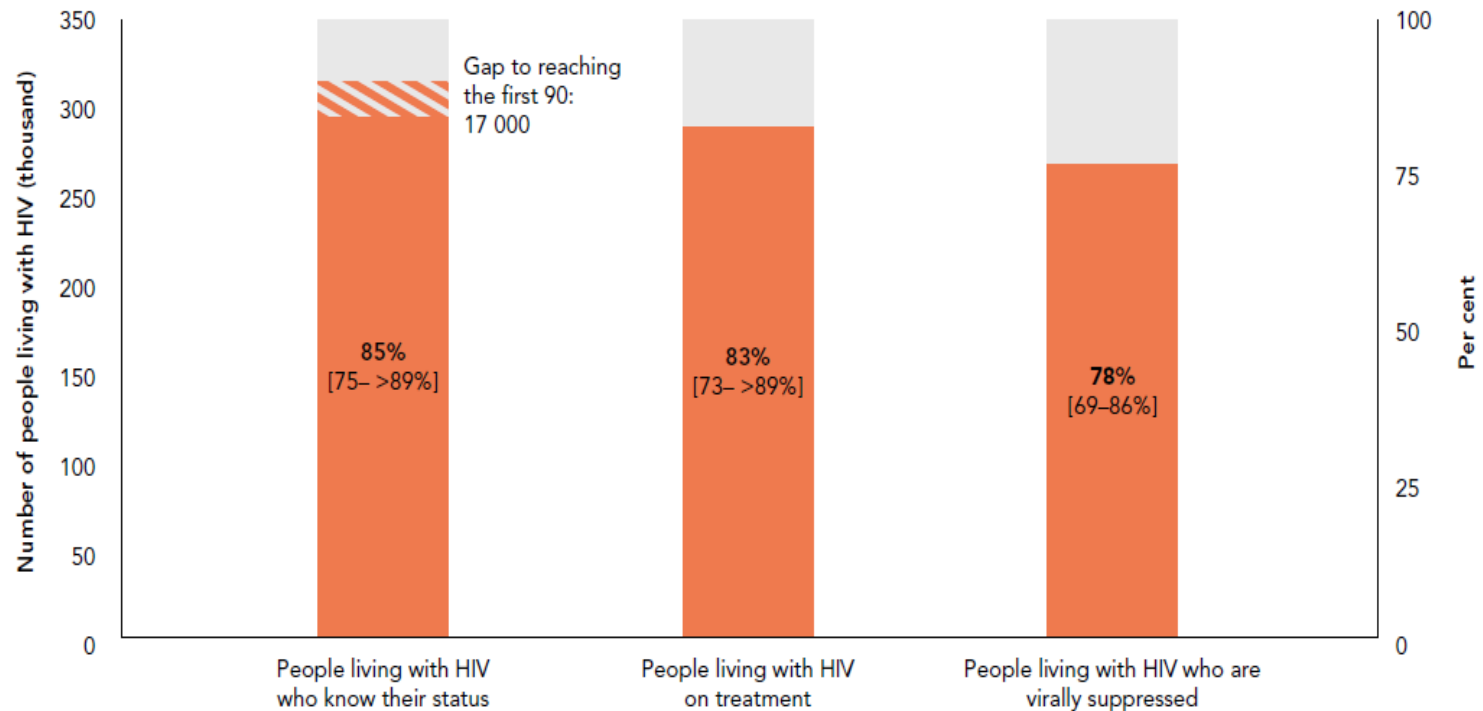


FIGURE 3.10. KNOWLEDGE OF HIV STATUS, ANTIRETROVIRAL THERAPY COVERAGE AND VIRAL SUPPRESSION AMONG PEOPLE LIVING WITH HIV, BOTSWANA, 2016

Source: UNAIDS special analysis, 2017; see annex on methods for more details.







ARE WE
HIDING
the truth

jennycupido.com

ON TRACK TO 30 MILLION PEOPLE ACCESSING TREATMENT

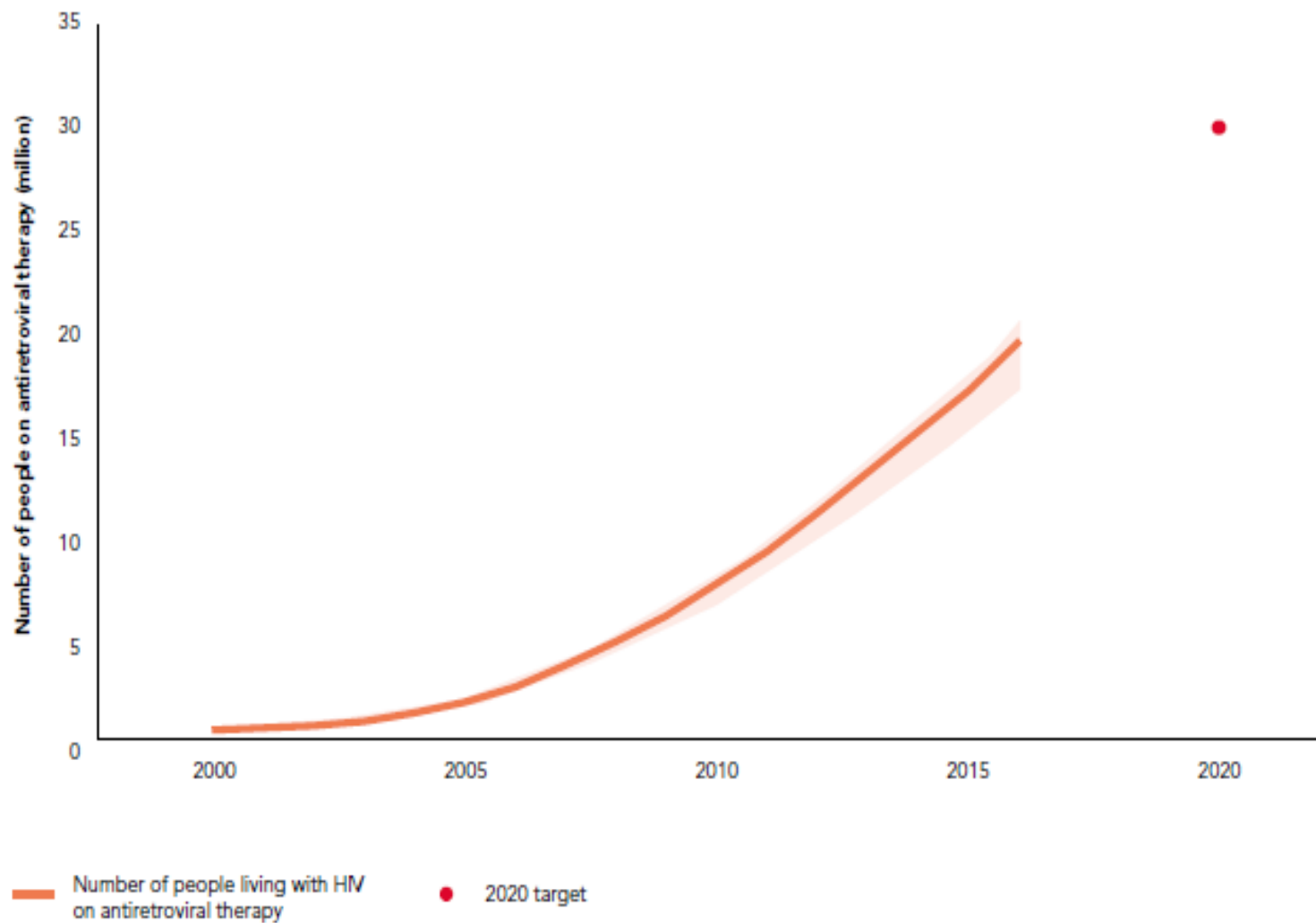


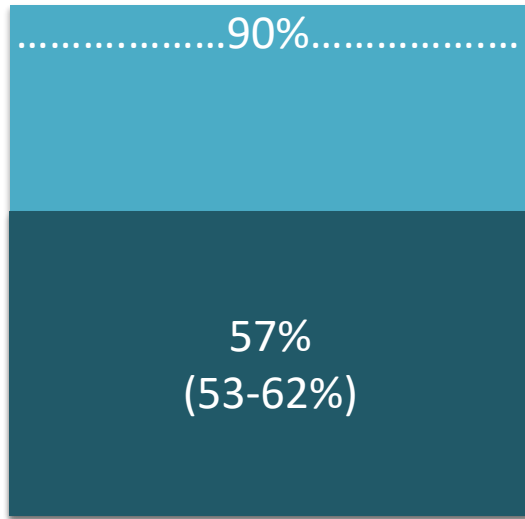
FIGURE 3.6. NUMBER OF PEOPLE LIVING WITH HIV ON ANTIRETROVIRAL THERAPY, GLOBAL, 2000-2016

The treatment target

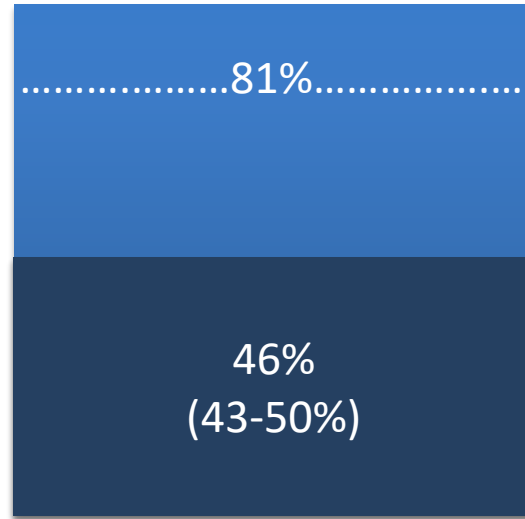
HIV care cascade – WHO target



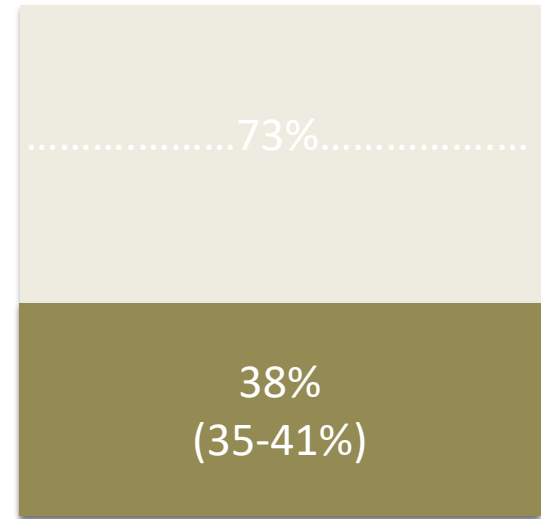
Global results: HIV treatment cascade



% of people living with HIV who know their HIV status

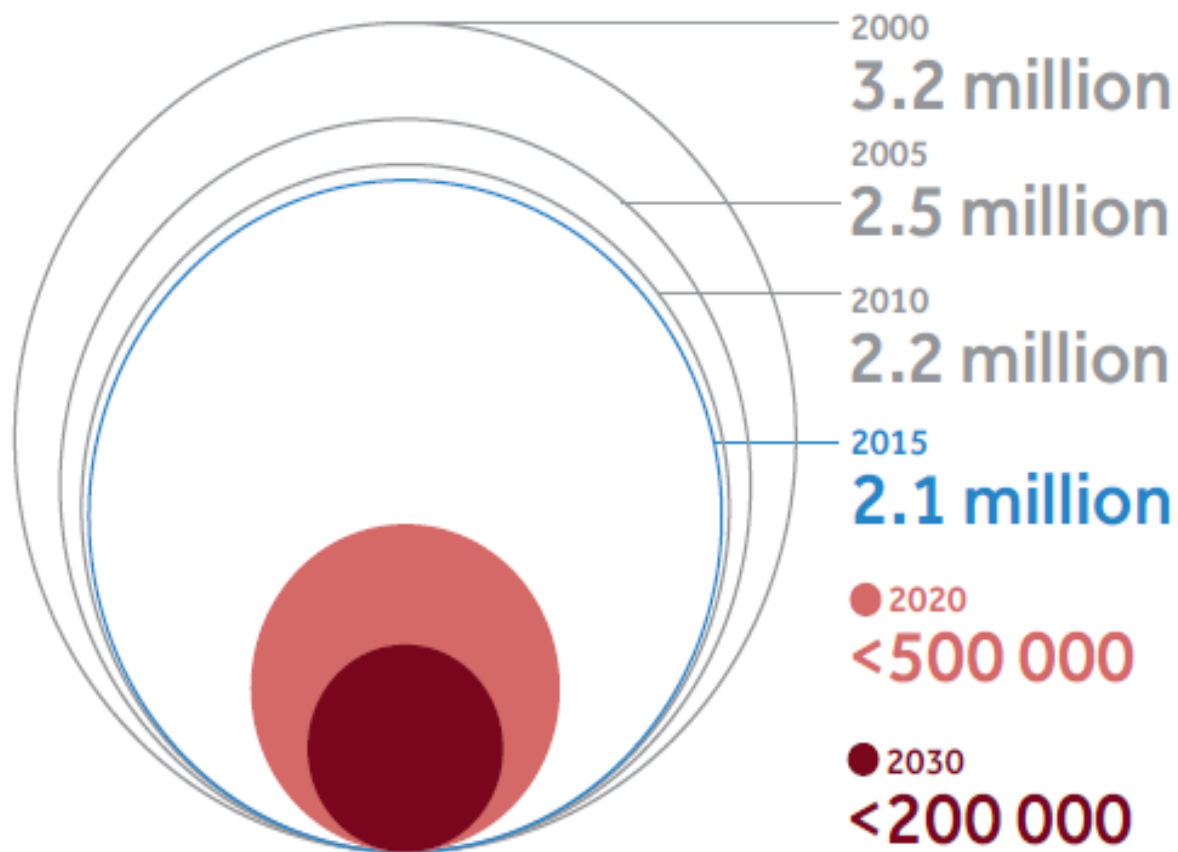


% of people living with HIV who are on ART



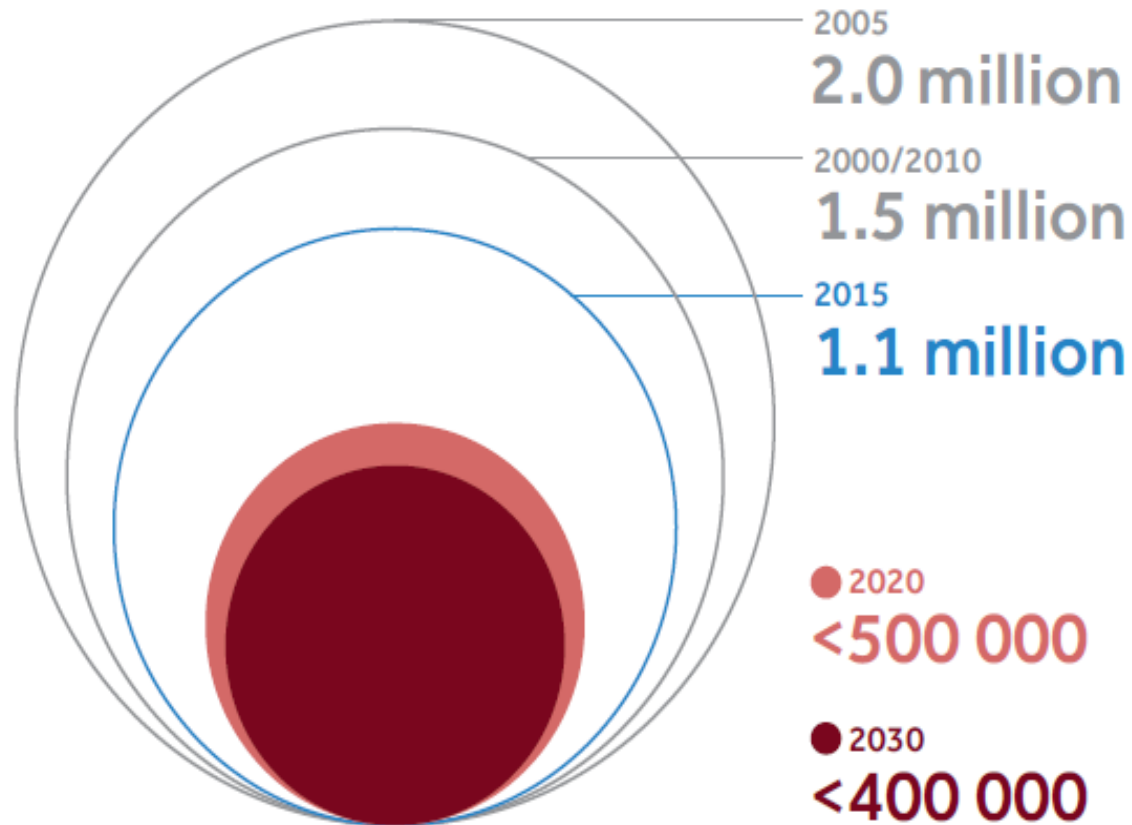
% of people living with HIV who are virally suppressed

Number of people newly infected with HIV



Source: UNAIDS/WHO estimates.
The red shading shows future targets.

Number of people dying from HIV



Source: UNAIDS/WHO estimates.
The red shading shows future targets.



**KNOW YOUR
HIV STATUS**





HIV/AIDS AWARENESS IS EVERYONE'S BUSINESS

Photography Credit: Pat LaCordia, ©2013



WE SUPPORT
POZTO
HELPING THE
TORONTO PEOPLE WITH AIDS FOUNDATION
SINCE 2012

"Be aware that stigma and discrimination
around HIV/AIDS continues to exist
not only globally around the world,
but on your own doorstep, too.
So, stay informed
and understand your human rights."

-Gwayne Bryk, Toronto

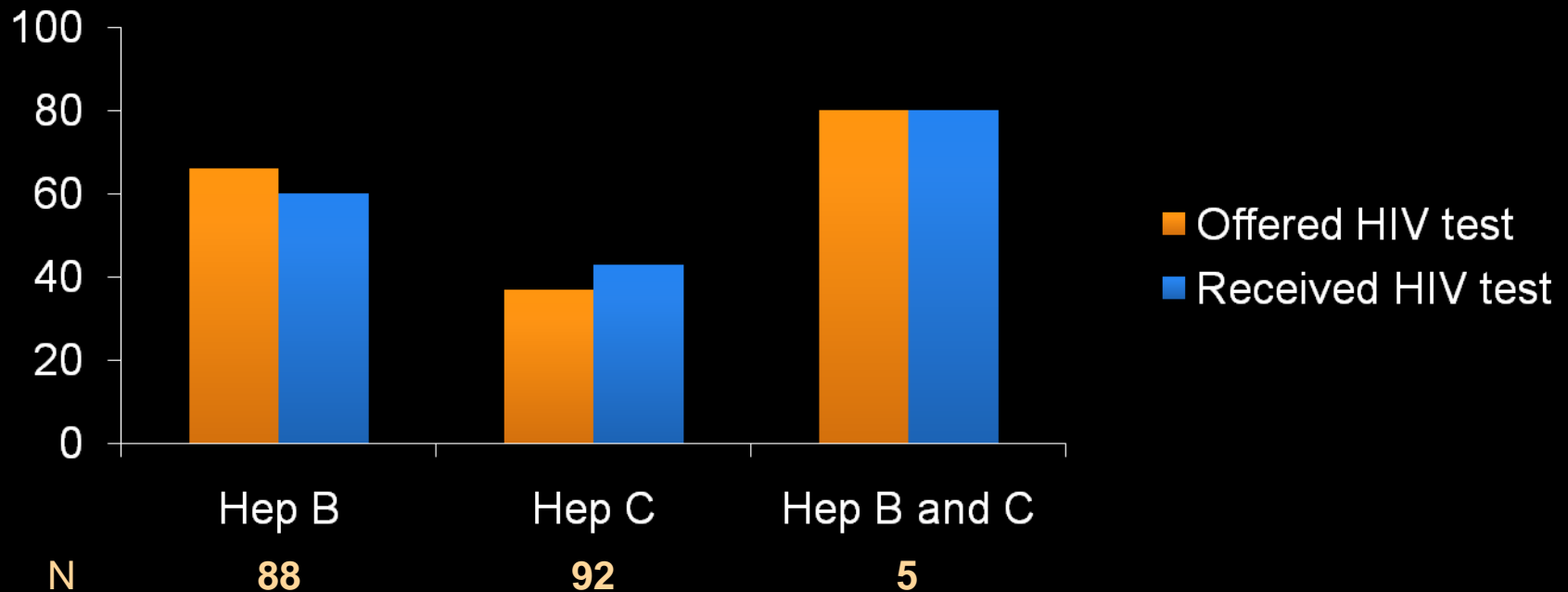
IN THE ZONE
**Crews
& Tangos**
RESTAURANT & BAR
508 Church Street
First Sunday Of
Every Month

"Love yourself.
Get informed and stay informed.
Love others.
Get connected and stay connected.
You can transform the world with the truth."

-Nick Boulieris, Montreal

Hepatitis and HIV testing

- Aim of study was to identify rates of HIV testing in patients with HBV and/or HCV and to assess HIV testing practice in a large UK teaching hospital
- Retrospective case note review of 185 individuals with known hepatitis infection



- During the year preceding the diagnosis, 46.6% of the patients had sought medical advice owing to the presence of clinical indicators that should have led to HIV testing.¹
- Only 9% of patients eligible for screening were screened in a ED serving a population with a seroprevalence of 2%.²
- Sixty-one percent reported not undergoing HIV testing after their last STI diagnosis.³



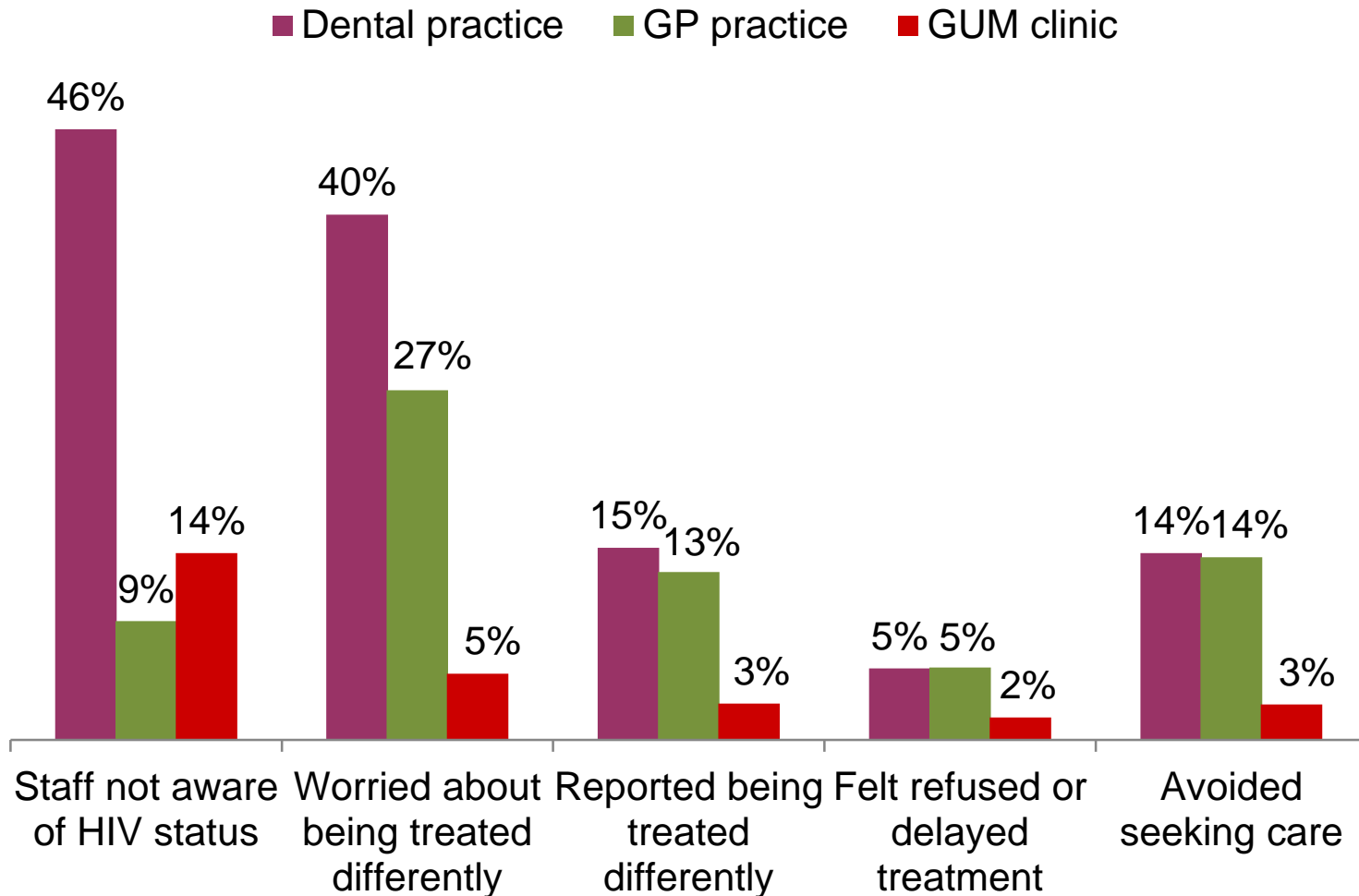


HIV Stigma Scars
Heal the Pain. End the Shame.



HIV disclosure and stigma

Experiences in the dental setting compared to other clinical settings



WE'RE NOT
IN 1984
ANYMORE,
TO \pm 0.

LEARN THE FACTS...
HIV ISN'T WHAT
IT USED TO BE.

THE
S+IGMA
- PROJECT



Antiretrovirals available in 2018

NRTIs

- Abacavir
- Didanosine
- Emtricitabine
- Lamivudine
- Stavudine
- Tenofovir
- Zidovudine
- TAF

NNRTIs

- Delavirdine
- Efavirenz
- Etravirine
- Nevirapine
- Nevirapine XR
- Rilpivirine

PIs

- Atazanavir
- Darunavir
- Fosamprenavir
- Indinavir
- Lopinavir
- Nelfinavir
- Ritonavir
- Saquinavir
- Tipranavir

Integrase Inhibitors

- Raltegravir
- Dolutegravir
- Elvitegravir
- Bictegravir

Fusion Inhibitors

- Enfuvirtide

Entry Inhibitors

- Maraviroc

PK Boosters

- Ritonavir
- Cobicistat

Single Pill Regimens

- Atripla
- Eviplera
- Stribild
- Triumeq
- Genvoya
- Odefsey
- Biktarvy

ASCEND: HCV Treatment Efficacy and Adherence by Provider Type

- Nonrandomized phase IV trial of HCV-infected pts in Washington, DC (N = 600)
- Pts mostly male (69%), black (96%), GT1a (72%), and treatment naive (82%)
 - 20% of pts had compensated cirrhosis, 23% had HCV/HIV coinfection
- All providers received uniform 3-hr training
- No difference in SVR12 by provider type, cirrhosis status
- Adherence to all treatment visits by cirrhotic pts lower for specialists (61%) vs PCPs (56%) and NPs (75%) ($P = .04$)

