

11th International
Conference on
HIV TREATMENT
AND PREVENTION
ADHERENCE



#ADHERENCE2016

Ending AIDS as a Public Health Threat: The Power of Change

MAY 9-11, 2016 • FORT LAUDERDALE

Jointly sponsored by



Postgraduate Institute
for Medicine



Fast-Track Cities: Using Data to Optimize Local HIV Care and Prevention Continua

Sarah E. Rowan, MD
Associate Director of HIV and Viral Hepatitis Prevention
Denver Public Health



Conflict of Interest Disclosure

Sarah Rowan, MD

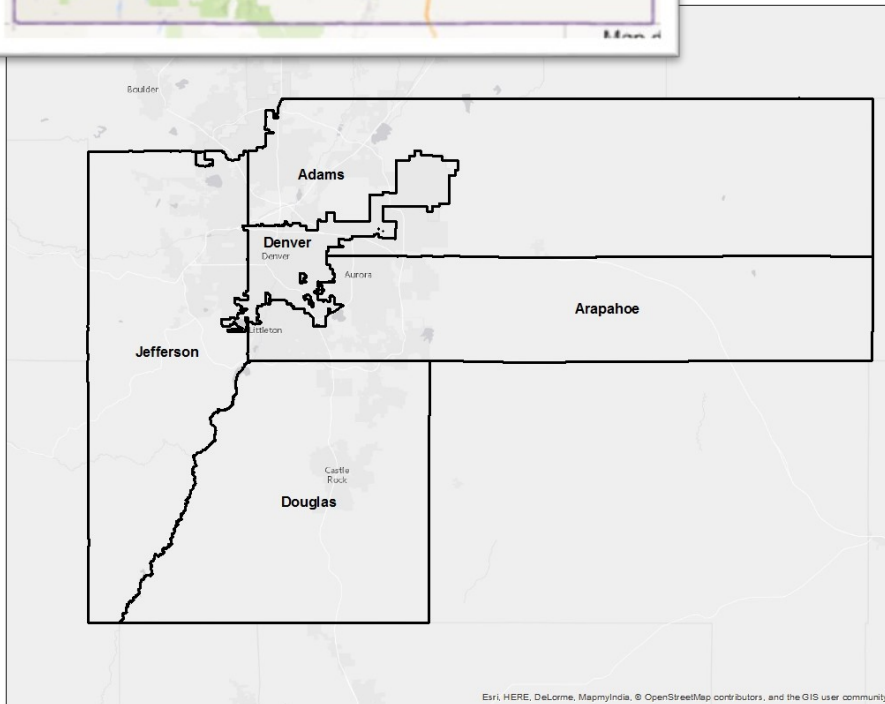
Has no real or apparent
conflicts of interest to report.

HIV in Metro Denver

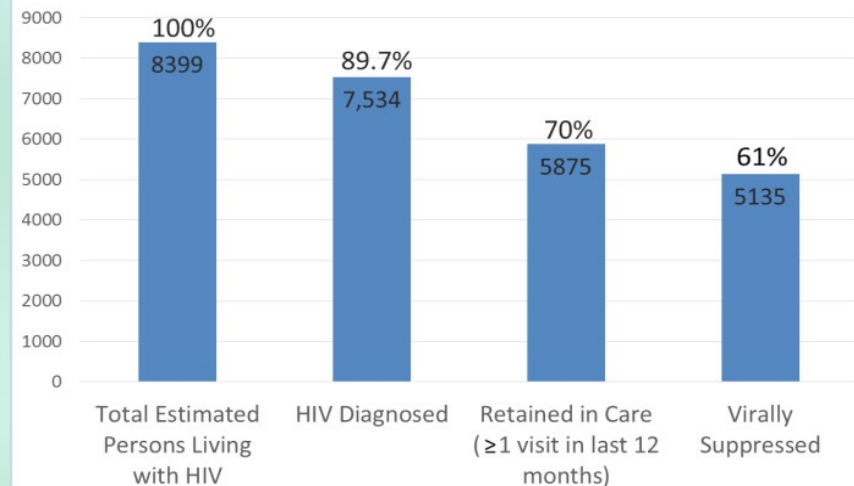
#ADHERENCE2016



- 75% of PLWH in Colorado reside in 5 county metro area
- 7534 individuals censored for death, outmigration
 - 88% male; 62% white; 19% Hispanic; 16% black;
 - 73% MSM, 9% MSM-IDU, 5% IDU, 4% hetero
- 1621 new HIV diagnoses in metro area 2010-2014
- 32% late diagnoses



Metro Denver HIV Care Continuum, 2015





Becoming a Fast Track City

2015

February

- DPH approached by IAPAC

May

- FTICI supported by RW Planning Council

June

- DPH/IAPAC meeting with Department of Environmental Health

July

- DPH meeting with Denver Mayor
- “This is great. Why have I not heard of this before?”

August

- Denver Deputy Mayor signs Paris Declaration
- AIDS Walk

December

- Colorado Governor signs proclamation
- Denver City Council approves proclamation

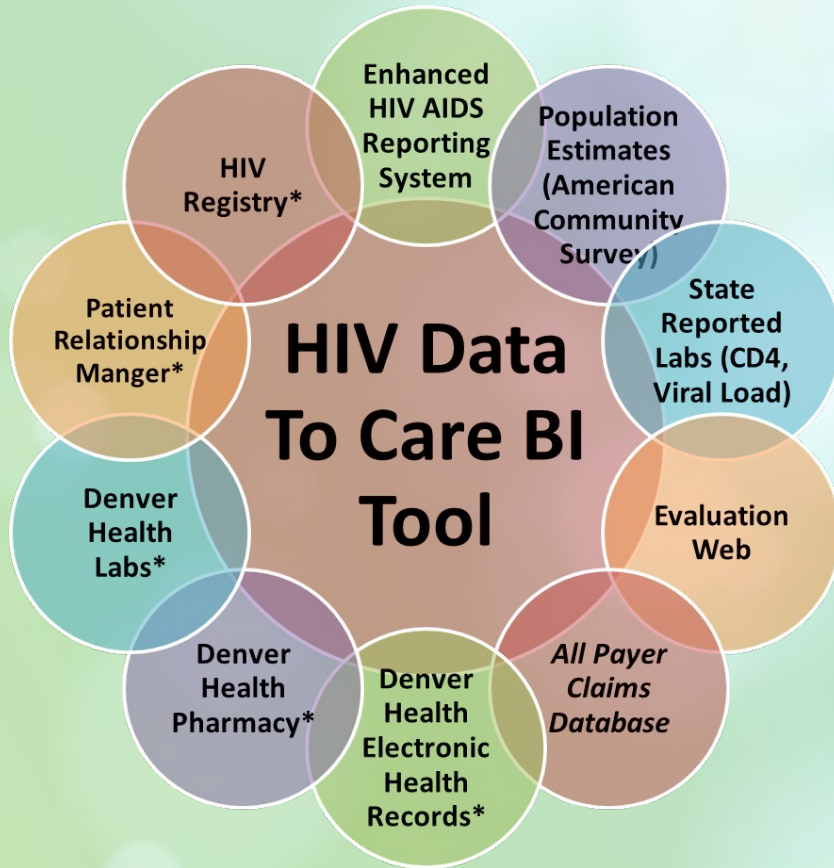


WHEREAS, since the early 1980s, Colorado, the United States, and the world have been devastated by the loss of life and the impact of AIDS (Acquired Immunodeficiency Syndrome) and HIV (Human Immunodeficiency Virus); and
WHEREAS, we endorse UNAIDS and the City and County of Denver in acknowledging the significance of the 90-90-90 Paris Declaration and issue a call to action for achieving the global milestones of knowledge of HIV status



Data Assessment:

How do we collect and measure data?



- How many people are living with HIV in Metro Denver?
- How many PLWH are undiagnosed?
- What defines retention in care?
- What defines viral suppression?
- How do we measure disparities?
- Rates, absolute numbers, medians, means

Data Assessment:

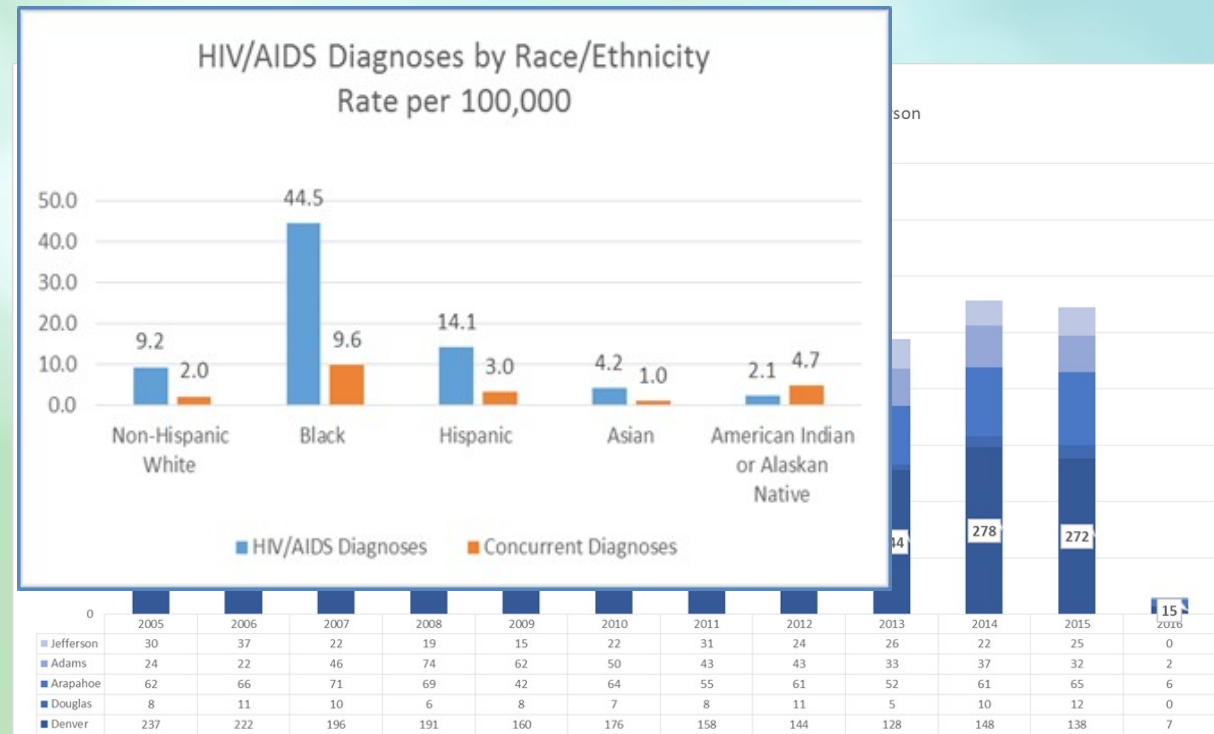
#ADHERENCE2016



What does the data tell us?

- Proportions and numbers of late diagnoses are decreasing
- No previously HIV-diagnosed patients progressed to AIDS in 2015!
- Black and Hispanic individuals have significantly higher rates of HIV diagnosis

	2006	2007	2008	2009	2010	2011	2012	2013	2014	2015
Progression to AIDS	54	49	36	28	15	9	13	7	2	0
Concurrent HIV-AIDS diagnoses	117	109	137	94	113	91	80	73	69	61
Mean CD4 count at time of HIV diagnosis	485	521	577	572	583	586	596	586	570	488





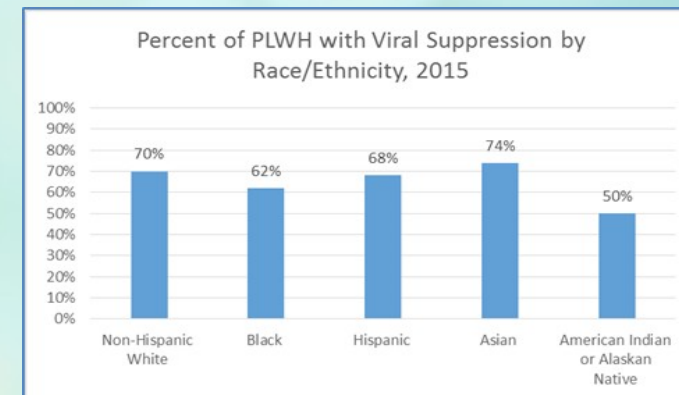
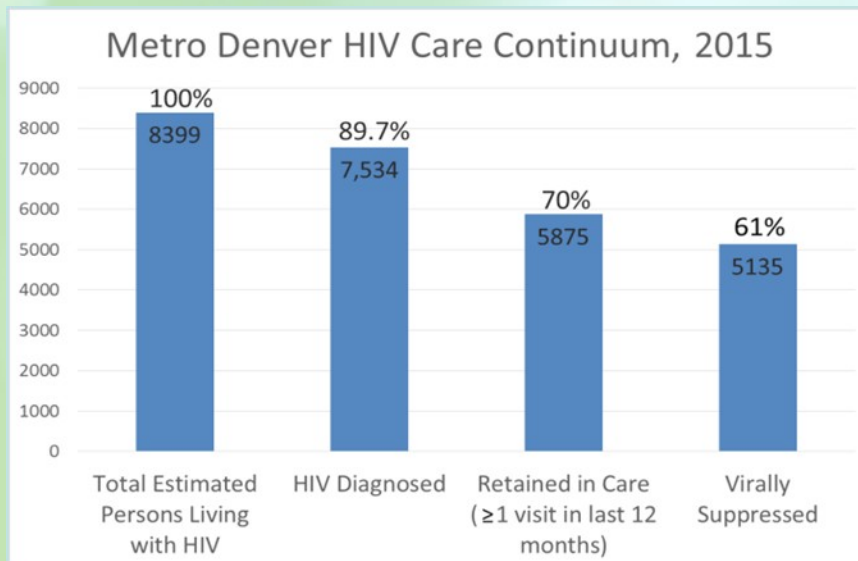
Data Assessment:

What does the data tell us?

- We need to improve retention in care
- Disparities are still present for individuals in care
- We need to look more closely at the continuum by other variables



Time	Mean Days to Link	Range	% Ever linked
Q1	31.79	1-209	93%
Q2	29.43	1-215	89%
Q3	23.29	1-106	87%
Q4	22.09	1-106	74%

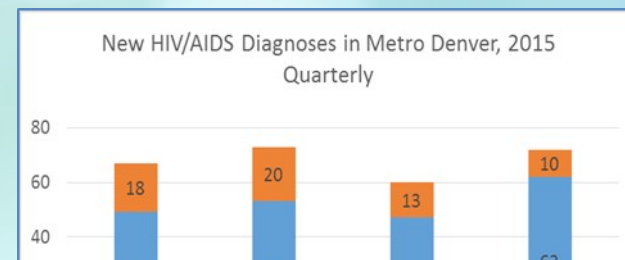


What do we do next as a Fast Track City?

#ADHERENCE2016



- HIV Monitoring Report
- Build Task Force



Diagnosis Indicators
1/1/2015 - 12/31/2015

Denver

Douglas

Adams

Arapahoe

Jefferson

Ending AIDS in Metro Denver

Quarterly HIV monitoring report for Adams, Arapahoe, Denver, Douglas and Jefferson Counties

Background In August 2015, Denver signed on to the Fast Track Cities Initiative to end the AIDS epidemic by 2030. Given the flow of people and resources throughout the five counties that comprise

Transmission Category	Jan	Feb	Mar	Apr	May	Jun	Jul	Aug	Sept	Oct	Nov	Dec
Heterosexual	1	2	2	1	2	1	1	1	0	1	1	0
IDU	1	0	1	0	1	1	0	0	0	1	4	0
MSM	17	10	17	13	15	16	14	9	13	11	12	11
MSM & IDU	1	2	4	0	2	1	3	1	1	1	1	1
Unknown	2	3	4	7	2	11	8	5	4	7	7	14
Total	22	17	28	21	22	30	26	16	18	21	25	26



What are we doing to impact the care continuum?

Prevention / Diagnosis

- PrEP
- Syringe access
- Risk Reduction
- Testing

Linkage

- Linkage to Care Coordination

Retention

- Data to Care
- Case Coordination

Viral Suppression

- ADAP, ACA
- Retention support

Coordination

Monitoring

Reporting



Thank You!

- City of Denver
 - DEH
 - DOHR
 - HRPC
- Denver Health
- TCHD
- CDPHE
- Metro
- Area HIV Care Providers
- CBOs
- Patients
- IAPAC



“The stars look very different today.”